

# AK Controls Ltd

## Safe Water Monitoring

### Automatic Report

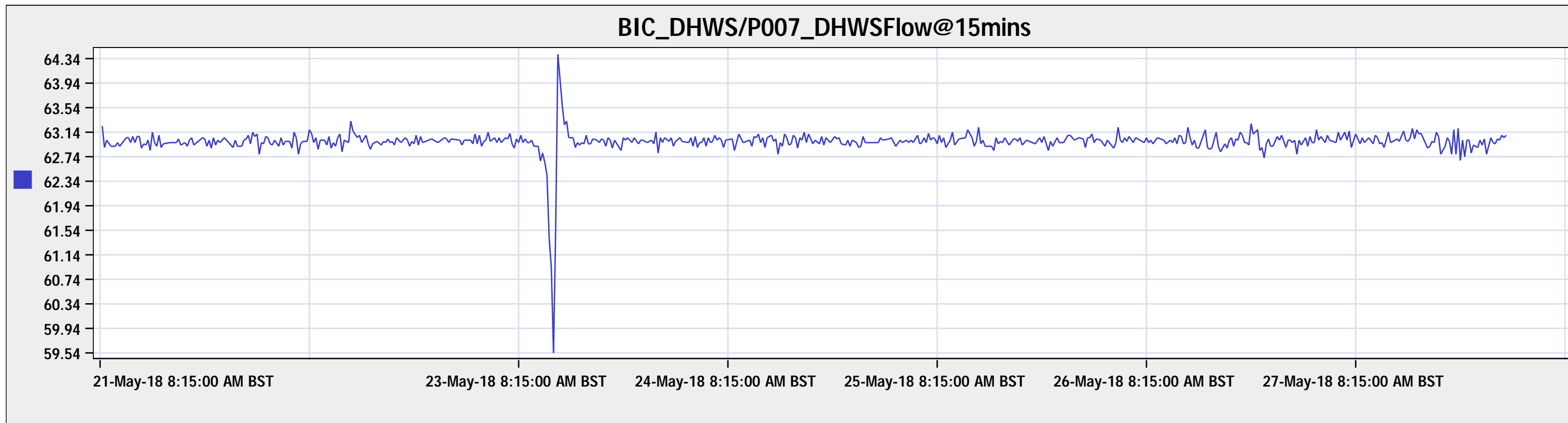
Bournemouth International Centre  
Exeter Rd  
Bournemouth  
BH2 5BH

Station Date/Time: 28-May-18 8:15 AM BST  
Station MAC Address: 00:10:70:14:60:F6  
Reporting Period: Weekly

<b>Hotwater Usage (Litres)</b>		<b>Estimated Solar Storage Replenish Cycles</b>	
13160.00		8.22	
<b>Maximum DHWS Flow Temp</b>		<b>Minimum DHWS Flow Temp</b>	<b>Average DHWS Flow Temp</b>
64.41		59.54	62.99

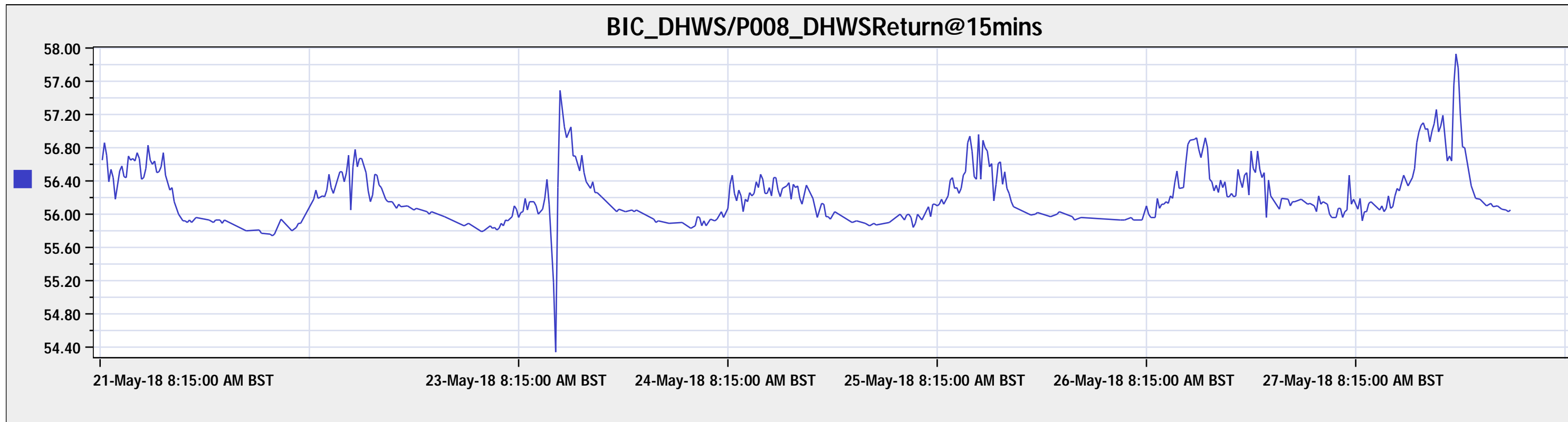
Below are records over the past week in graph and tabular form relevant to domestic hot water temperatures. The data table displays all temperature samples that are greater than 60°.

#### Hotwater System Flow Temperatures

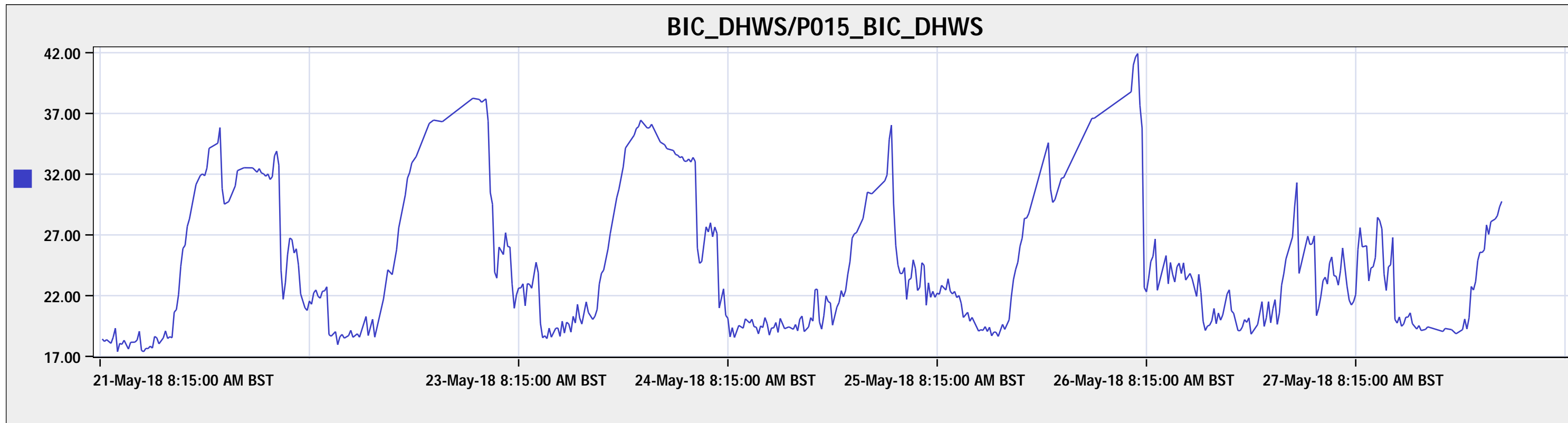


28-May-18 8:15 AM BST

### Hot Water System Return Temperature

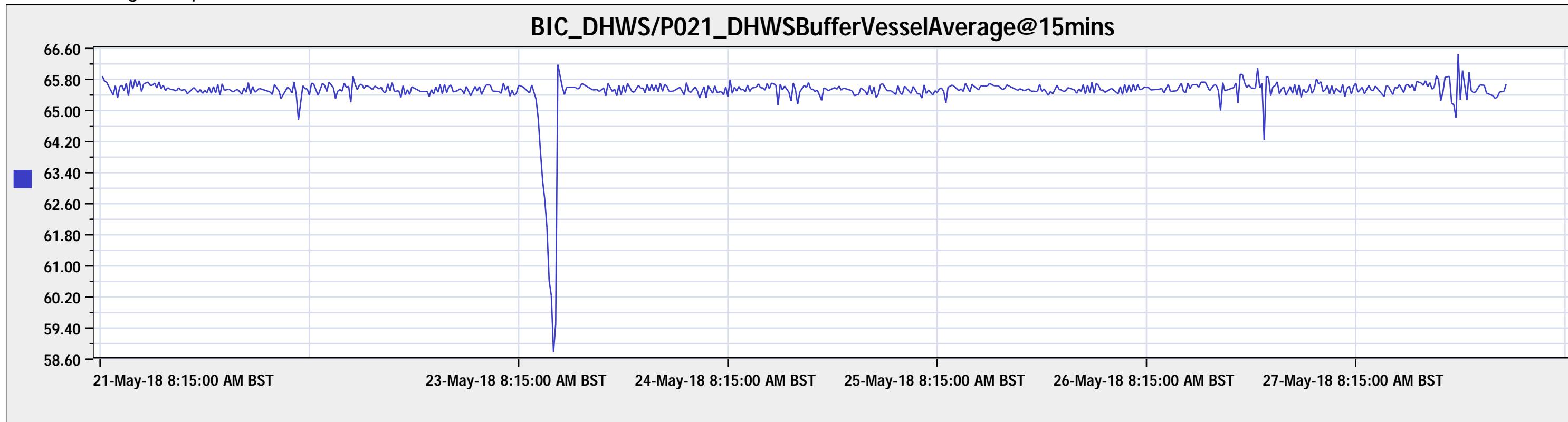


### Cold Water temperatures



28-May-18 8:15 AM BST

Buffer Storage Temperatures



Below are all the Calorifier recorded storage temperatures readings over 60°.

Timestamp	Trend Flags	Status	Value
21-May-18 8:30:00 AM BST	{ }	{ok}	65.89
21-May-18 8:45:00 AM BST	{ }	{ok}	65.76
21-May-18 9:00:00 AM BST	{ }	{ok}	65.73
21-May-18 9:15:00 AM BST	{ }	{ok}	65.59
21-May-18 9:30:00 AM BST	{ }	{ok}	65.52
21-May-18 9:45:00 AM BST	{ }	{ok}	65.40
21-May-18 10:00:00 AM BST	{ }	{ok}	65.64
21-May-18 10:15:00 AM BST	{ }	{ok}	65.32
21-May-18 10:30:00 AM BST	{ }	{ok}	65.61
21-May-18 10:45:00 AM BST	{ }	{ok}	65.65
21-May-18 11:00:00 AM BST	{ }	{ok}	65.51
21-May-18 11:15:00 AM BST	{ }	{ok}	65.71
21-May-18 11:30:00 AM BST	{ }	{ok}	65.38
21-May-18 11:45:00 AM BST	{ }	{ok}	65.80
21-May-18 12:00:00 PM BST	{ }	{ok}	65.55
21-May-18 12:15:00 PM BST	{ }	{ok}	65.80
21-May-18 12:30:00 PM BST	{ }	{ok}	65.62
21-May-18 12:45:00 PM BST	{ }	{ok}	65.77

28-May-18 8:15 AM BST

Timestamp	Trend Flags	Status	Value
21-May-18 1:00:00 PM BST	{ }	{ok}	65.49
21-May-18 1:15:00 PM BST	{ }	{ok}	65.69
21-May-18 1:30:00 PM BST	{ }	{ok}	65.73
21-May-18 1:45:00 PM BST	{ }	{ok}	65.73
21-May-18 2:00:00 PM BST	{ }	{ok}	65.65
21-May-18 2:15:00 PM BST	{ }	{ok}	65.65
21-May-18 2:30:00 PM BST	{ }	{ok}	65.71
21-May-18 2:45:00 PM BST	{ }	{ok}	65.58
21-May-18 3:00:00 PM BST	{ }	{ok}	65.74
21-May-18 3:15:00 PM BST	{ }	{ok}	65.56
21-May-18 3:30:00 PM BST	{ }	{ok}	65.65
21-May-18 3:45:00 PM BST	{ }	{ok}	65.51
21-May-18 4:00:00 PM BST	{ }	{ok}	65.59
21-May-18 4:15:00 PM BST	{ }	{ok}	65.55
21-May-18 4:30:00 PM BST	{ }	{ok}	65.58
21-May-18 4:45:00 PM BST	{ }	{ok}	65.53
21-May-18 5:00:00 PM BST	{ }	{ok}	65.50
21-May-18 5:15:00 PM BST	{ }	{ok}	65.59
21-May-18 5:30:00 PM BST	{ }	{ok}	65.52
21-May-18 5:45:00 PM BST	{ }	{ok}	65.55
21-May-18 6:00:00 PM BST	{ }	{ok}	65.54
21-May-18 6:15:00 PM BST	{ }	{ok}	65.43
21-May-18 6:30:00 PM BST	{ }	{ok}	65.51
21-May-18 6:45:00 PM BST	{ }	{ok}	65.57
21-May-18 7:00:00 PM BST	{ }	{ok}	65.59
21-May-18 7:15:00 PM BST	{ }	{ok}	65.52
21-May-18 7:30:00 PM BST	{ }	{ok}	65.47
21-May-18 7:45:00 PM BST	{ }	{ok}	65.54
21-May-18 8:00:00 PM BST	{ }	{ok}	65.44
21-May-18 8:15:00 PM BST	{ }	{ok}	65.52
21-May-18 8:30:00 PM BST	{ }	{ok}	65.46
21-May-18 8:45:00 PM BST	{ }	{ok}	65.60
21-May-18 9:00:00 PM BST	{ }	{ok}	65.44
21-May-18 9:15:00 PM BST	{ }	{ok}	65.62
21-May-18 9:30:00 PM BST	{ }	{ok}	65.45
21-May-18 9:45:00 PM BST	{ }	{ok}	65.67
21-May-18 10:00:00 PM BST	{ }	{ok}	65.40
21-May-18 10:15:00 PM BST	{ }	{ok}	65.69
21-May-18 10:30:00 PM BST	{ }	{ok}	65.52
21-May-18 10:45:00 PM BST	{ }	{ok}	65.53
21-May-18 11:00:00 PM BST	{ }	{ok}	65.55
21-May-18 11:15:00 PM BST	{ }	{ok}	65.48
21-May-18 11:30:00 PM BST	{ }	{ok}	65.48

Timestamp	Trend Flags	Status	Value
21-May-18 11:45:00 PM BST	{ }	{ok}	65.51
22-May-18 12:00:00 AM BST	{ }	{ok}	65.55
22-May-18 12:15:00 AM BST	{ }	{ok}	65.50
22-May-18 12:30:00 AM BST	{ }	{ok}	65.42
22-May-18 12:45:00 AM BST	{ }	{ok}	65.58
22-May-18 1:00:00 AM BST	{ }	{ok}	65.47
22-May-18 1:15:00 AM BST	{ }	{ok}	65.72
22-May-18 1:30:00 AM BST	{ }	{ok}	65.43
22-May-18 1:45:00 AM BST	{ }	{ok}	65.62
22-May-18 2:00:00 AM BST	{ }	{ok}	65.47
22-May-18 2:15:00 AM BST	{ }	{ok}	65.54
22-May-18 2:30:00 AM BST	{ }	{ok}	65.57
22-May-18 2:45:00 AM BST	{ }	{ok}	65.55
22-May-18 3:00:00 AM BST	{ }	{ok}	65.51
22-May-18 3:15:00 AM BST	{ }	{ok}	65.50
22-May-18 3:30:00 AM BST	{ }	{ok}	65.49
22-May-18 3:45:00 AM BST	{ }	{ok}	65.48
22-May-18 4:00:00 AM BST	{ }	{ok}	65.41
22-May-18 4:15:00 AM BST	{ }	{ok}	65.67
22-May-18 4:30:00 AM BST	{ }	{ok}	65.62
22-May-18 4:45:00 AM BST	{ }	{ok}	65.51
22-May-18 5:00:00 AM BST	{ }	{ok}	65.31
22-May-18 5:15:00 AM BST	{ }	{ok}	65.43
22-May-18 5:30:00 AM BST	{ }	{ok}	65.50
22-May-18 5:45:00 AM BST	{ }	{ok}	65.60
22-May-18 6:00:00 AM BST	{ }	{ok}	65.56
22-May-18 6:15:00 AM BST	{ }	{ok}	65.45
22-May-18 6:30:00 AM BST	{ }	{ok}	65.74
22-May-18 6:45:00 AM BST	{ }	{ok}	65.40
22-May-18 7:00:00 AM BST	{ }	{ok}	64.76
22-May-18 7:15:00 AM BST	{ }	{ok}	65.19
22-May-18 7:30:00 AM BST	{ }	{ok}	65.64
22-May-18 7:45:00 AM BST	{ }	{ok}	65.56
22-May-18 8:00:00 AM BST	{ }	{ok}	65.56
22-May-18 8:15:00 AM BST	{ }	{ok}	65.39
22-May-18 8:30:00 AM BST	{ }	{ok}	65.71
22-May-18 8:45:00 AM BST	{ }	{ok}	65.68
22-May-18 9:00:00 AM BST	{ }	{ok}	65.53
22-May-18 9:15:00 AM BST	{ }	{ok}	65.39
22-May-18 9:30:00 AM BST	{ }	{ok}	65.51
22-May-18 9:45:00 AM BST	{ }	{ok}	65.70
22-May-18 10:00:00 AM BST	{ }	{ok}	65.65
22-May-18 10:15:00 AM BST	{ }	{ok}	65.49

Timestamp	Trend Flags	Status	Value
22-May-18 10:30:00 AM BST	{ }	{ok}	65.73
22-May-18 10:45:00 AM BST	{ }	{ok}	65.64
22-May-18 11:00:00 AM BST	{ }	{ok}	65.59
22-May-18 11:15:00 AM BST	{ }	{ok}	65.31
22-May-18 11:30:00 AM BST	{ }	{ok}	65.50
22-May-18 11:45:00 AM BST	{ }	{ok}	65.54
22-May-18 12:00:00 PM BST	{ }	{ok}	65.50
22-May-18 12:15:00 PM BST	{ }	{ok}	65.71
22-May-18 12:30:00 PM BST	{ }	{ok}	65.59
22-May-18 12:45:00 PM BST	{ }	{ok}	65.63
22-May-18 1:00:00 PM BST	{ }	{ok}	65.21
22-May-18 1:15:00 PM BST	{ }	{ok}	65.88
22-May-18 1:30:00 PM BST	{ }	{ok}	65.67
22-May-18 1:45:00 PM BST	{ }	{ok}	65.54
22-May-18 2:00:00 PM BST	{ }	{ok}	65.66
22-May-18 2:15:00 PM BST	{ }	{ok}	65.68
22-May-18 2:30:00 PM BST	{ }	{ok}	65.57
22-May-18 2:45:00 PM BST	{ }	{ok}	65.64
22-May-18 3:00:00 PM BST	{ }	{ok}	65.63
22-May-18 3:15:00 PM BST	{ }	{ok}	65.60
22-May-18 3:30:00 PM BST	{ }	{ok}	65.54
22-May-18 3:45:00 PM BST	{ }	{ok}	65.63
22-May-18 4:00:00 PM BST	{ }	{ok}	65.58
22-May-18 4:15:00 PM BST	{ }	{ok}	65.56
22-May-18 4:30:00 PM BST	{ }	{ok}	65.60
22-May-18 4:45:00 PM BST	{ }	{ok}	65.47
22-May-18 5:00:00 PM BST	{ }	{ok}	65.47
22-May-18 5:15:00 PM BST	{ }	{ok}	65.69
22-May-18 5:30:00 PM BST	{ }	{ok}	65.51
22-May-18 5:45:00 PM BST	{ }	{ok}	65.72
22-May-18 6:00:00 PM BST	{ }	{ok}	65.49
22-May-18 6:15:00 PM BST	{ }	{ok}	65.52
22-May-18 6:30:00 PM BST	{ }	{ok}	65.51
22-May-18 6:45:00 PM BST	{ }	{ok}	65.34
22-May-18 7:00:00 PM BST	{ }	{ok}	65.64
22-May-18 7:15:00 PM BST	{ }	{ok}	65.40
22-May-18 7:30:00 PM BST	{ }	{ok}	65.54
22-May-18 7:45:00 PM BST	{ }	{ok}	65.41
22-May-18 8:00:00 PM BST	{ }	{ok}	65.61
22-May-18 8:15:00 PM BST	{ }	{ok}	65.59
22-May-18 8:30:00 PM BST	{ }	{ok}	65.55
22-May-18 8:45:00 PM BST	{ }	{ok}	65.51
22-May-18 9:00:00 PM BST	{ }	{ok}	65.49

Timestamp	Trend Flags	Status	Value
22-May-18 9:15:00 PM BST	{ }	{ok}	65.50
22-May-18 9:30:00 PM BST	{ }	{ok}	65.49
22-May-18 9:45:00 PM BST	{ }	{ok}	65.49
22-May-18 10:00:00 PM BST	{ }	{ok}	65.36
22-May-18 10:15:00 PM BST	{ }	{ok}	65.54
22-May-18 10:30:00 PM BST	{ }	{ok}	65.42
22-May-18 10:45:00 PM BST	{ }	{ok}	65.61
22-May-18 11:00:00 PM BST	{ }	{ok}	65.47
22-May-18 11:15:00 PM BST	{ }	{ok}	65.67
22-May-18 11:30:00 PM BST	{ }	{ok}	65.43
22-May-18 11:45:00 PM BST	{ }	{ok}	65.68
23-May-18 12:00:00 AM BST	{ }	{ok}	65.46
23-May-18 12:15:00 AM BST	{ }	{ok}	65.62
23-May-18 12:30:00 AM BST	{ }	{ok}	65.66
23-May-18 12:45:00 AM BST	{ }	{ok}	65.48
23-May-18 1:00:00 AM BST	{ }	{ok}	65.50
23-May-18 1:15:00 AM BST	{ }	{ok}	65.51
23-May-18 1:30:00 AM BST	{ }	{ok}	65.56
23-May-18 1:45:00 AM BST	{ }	{ok}	65.53
23-May-18 2:00:00 AM BST	{ }	{ok}	65.43
23-May-18 2:15:00 AM BST	{ }	{ok}	65.62
23-May-18 2:30:00 AM BST	{ }	{ok}	65.50
23-May-18 2:45:00 AM BST	{ }	{ok}	65.38
23-May-18 3:00:00 AM BST	{ }	{ok}	65.50
23-May-18 3:15:00 AM BST	{ }	{ok}	65.62
23-May-18 3:30:00 AM BST	{ }	{ok}	65.50
23-May-18 3:45:00 AM BST	{ }	{ok}	65.62
23-May-18 4:00:00 AM BST	{ }	{ok}	65.41
23-May-18 4:15:00 AM BST	{ }	{ok}	65.51
23-May-18 4:30:00 AM BST	{ }	{ok}	65.66
23-May-18 4:45:00 AM BST	{ }	{ok}	65.67
23-May-18 5:00:00 AM BST	{ }	{ok}	65.66
23-May-18 5:15:00 AM BST	{ }	{ok}	65.50
23-May-18 5:30:00 AM BST	{ }	{ok}	65.50
23-May-18 5:45:00 AM BST	{ }	{ok}	65.53
23-May-18 6:00:00 AM BST	{ }	{ok}	65.49
23-May-18 6:15:00 AM BST	{ }	{ok}	65.44
23-May-18 6:30:00 AM BST	{ }	{ok}	65.71
23-May-18 6:45:00 AM BST	{ }	{ok}	65.52
23-May-18 7:00:00 AM BST	{ }	{ok}	65.63
23-May-18 7:15:00 AM BST	{ }	{ok}	65.37
23-May-18 7:30:00 AM BST	{ }	{ok}	65.52
23-May-18 7:45:00 AM BST	{ }	{ok}	65.39

Timestamp	Trend Flags	Status	Value
23-May-18 8:00:00 AM BST	{ }	{ok}	65.45
23-May-18 8:15:00 AM BST	{ }	{ok}	65.65
23-May-18 8:30:00 AM BST	{ }	{ok}	65.62
23-May-18 8:45:00 AM BST	{ }	{ok}	65.61
23-May-18 9:00:00 AM BST	{ }	{ok}	65.53
23-May-18 9:15:00 AM BST	{ }	{ok}	65.51
23-May-18 9:30:00 AM BST	{ }	{ok}	65.45
23-May-18 9:45:00 AM BST	{ }	{ok}	65.66
23-May-18 10:00:00 AM BST	{ }	{ok}	65.44
23-May-18 10:15:00 AM BST	{ }	{ok}	65.29
23-May-18 10:30:00 AM BST	{ }	{ok}	64.79
23-May-18 10:45:00 AM BST	{ }	{ok}	63.95
23-May-18 11:00:00 AM BST	{ }	{ok}	63.19
23-May-18 11:15:00 AM BST	{ }	{ok}	62.70
23-May-18 11:30:00 AM BST	{ }	{ok}	61.98
23-May-18 11:45:00 AM BST	{ }	{ok}	60.62
23-May-18 12:00:00 PM BST	{ }	{ok}	60.23
23-May-18 12:45:00 PM BST	{ }	{ok}	66.18
23-May-18 1:00:00 PM BST	{ }	{ok}	65.93
23-May-18 1:15:00 PM BST	{ }	{ok}	65.61
23-May-18 1:30:00 PM BST	{ }	{ok}	65.41
23-May-18 1:45:00 PM BST	{ }	{ok}	65.60
23-May-18 2:00:00 PM BST	{ }	{ok}	65.63
23-May-18 2:15:00 PM BST	{ }	{ok}	65.61
23-May-18 2:30:00 PM BST	{ }	{ok}	65.57
23-May-18 2:45:00 PM BST	{ }	{ok}	65.60
23-May-18 3:00:00 PM BST	{ }	{ok}	65.55
23-May-18 3:15:00 PM BST	{ }	{ok}	65.59
23-May-18 3:30:00 PM BST	{ }	{ok}	65.70
23-May-18 3:45:00 PM BST	{ }	{ok}	65.62
23-May-18 4:00:00 PM BST	{ }	{ok}	65.60
23-May-18 4:15:00 PM BST	{ }	{ok}	65.59
23-May-18 4:30:00 PM BST	{ }	{ok}	65.55
23-May-18 4:45:00 PM BST	{ }	{ok}	65.53
23-May-18 5:00:00 PM BST	{ }	{ok}	65.55
23-May-18 5:15:00 PM BST	{ }	{ok}	65.54
23-May-18 5:30:00 PM BST	{ }	{ok}	65.49
23-May-18 5:45:00 PM BST	{ }	{ok}	65.52
23-May-18 6:00:00 PM BST	{ }	{ok}	65.58
23-May-18 6:15:00 PM BST	{ }	{ok}	65.38
23-May-18 6:30:00 PM BST	{ }	{ok}	65.70
23-May-18 6:45:00 PM BST	{ }	{ok}	65.57
23-May-18 7:00:00 PM BST	{ }	{ok}	65.49



Timestamp	Trend Flags	Status	Value
23-May-18 7:15:00 PM BST	{ }	{ok}	65.55
23-May-18 7:30:00 PM BST	{ }	{ok}	65.38
23-May-18 7:45:00 PM BST	{ }	{ok}	65.65
23-May-18 8:00:00 PM BST	{ }	{ok}	65.40
23-May-18 8:15:00 PM BST	{ }	{ok}	65.65
23-May-18 8:30:00 PM BST	{ }	{ok}	65.46
23-May-18 8:45:00 PM BST	{ }	{ok}	65.70
23-May-18 9:00:00 PM BST	{ }	{ok}	65.60
23-May-18 9:15:00 PM BST	{ }	{ok}	65.49
23-May-18 9:30:00 PM BST	{ }	{ok}	65.47
23-May-18 9:45:00 PM BST	{ }	{ok}	65.54
23-May-18 10:00:00 PM BST	{ }	{ok}	65.65
23-May-18 10:15:00 PM BST	{ }	{ok}	65.57
23-May-18 10:30:00 PM BST	{ }	{ok}	65.58
23-May-18 10:45:00 PM BST	{ }	{ok}	65.46
23-May-18 11:00:00 PM BST	{ }	{ok}	65.67
23-May-18 11:15:00 PM BST	{ }	{ok}	65.50
23-May-18 11:30:00 PM BST	{ }	{ok}	65.67
23-May-18 11:45:00 PM BST	{ }	{ok}	65.51
24-May-18 12:00:00 AM BST	{ }	{ok}	65.66
24-May-18 12:15:00 AM BST	{ }	{ok}	65.48
24-May-18 12:30:00 AM BST	{ }	{ok}	65.71
24-May-18 12:45:00 AM BST	{ }	{ok}	65.49
24-May-18 1:00:00 AM BST	{ }	{ok}	65.67
24-May-18 1:15:00 AM BST	{ }	{ok}	65.63
24-May-18 1:30:00 AM BST	{ }	{ok}	65.49
24-May-18 1:45:00 AM BST	{ }	{ok}	65.49
24-May-18 2:00:00 AM BST	{ }	{ok}	65.50
24-May-18 2:15:00 AM BST	{ }	{ok}	65.53
24-May-18 2:30:00 AM BST	{ }	{ok}	65.55
24-May-18 2:45:00 AM BST	{ }	{ok}	65.60
24-May-18 3:00:00 AM BST	{ }	{ok}	65.52
24-May-18 3:15:00 AM BST	{ }	{ok}	65.40
24-May-18 3:30:00 AM BST	{ }	{ok}	65.72
24-May-18 3:45:00 AM BST	{ }	{ok}	65.49
24-May-18 4:00:00 AM BST	{ }	{ok}	65.47
24-May-18 4:15:00 AM BST	{ }	{ok}	65.55
24-May-18 4:30:00 AM BST	{ }	{ok}	65.61
24-May-18 4:45:00 AM BST	{ }	{ok}	65.51
24-May-18 5:00:00 AM BST	{ }	{ok}	65.32
24-May-18 5:15:00 AM BST	{ }	{ok}	65.43
24-May-18 5:30:00 AM BST	{ }	{ok}	65.61
24-May-18 5:45:00 AM BST	{ }	{ok}	65.33

Timestamp	Trend Flags	Status	Value
24-May-18 6:00:00 AM BST	{ }	{ok}	65.64
24-May-18 6:15:00 AM BST	{ }	{ok}	65.51
24-May-18 6:30:00 AM BST	{ }	{ok}	65.44
24-May-18 6:45:00 AM BST	{ }	{ok}	65.64
24-May-18 7:00:00 AM BST	{ }	{ok}	65.46
24-May-18 7:15:00 AM BST	{ }	{ok}	65.46
24-May-18 7:30:00 AM BST	{ }	{ok}	65.49
24-May-18 7:45:00 AM BST	{ }	{ok}	65.40
24-May-18 8:00:00 AM BST	{ }	{ok}	65.61
24-May-18 8:15:00 AM BST	{ }	{ok}	65.36
24-May-18 8:30:00 AM BST	{ }	{ok}	65.79
24-May-18 8:45:00 AM BST	{ }	{ok}	65.44
24-May-18 9:00:00 AM BST	{ }	{ok}	65.60
24-May-18 9:15:00 AM BST	{ }	{ok}	65.50
24-May-18 9:30:00 AM BST	{ }	{ok}	65.62
24-May-18 9:45:00 AM BST	{ }	{ok}	65.53
24-May-18 10:00:00 AM BST	{ }	{ok}	65.55
24-May-18 10:15:00 AM BST	{ }	{ok}	65.48
24-May-18 10:30:00 AM BST	{ }	{ok}	65.66
24-May-18 10:45:00 AM BST	{ }	{ok}	65.49
24-May-18 11:00:00 AM BST	{ }	{ok}	65.58
24-May-18 11:15:00 AM BST	{ }	{ok}	65.56
24-May-18 11:30:00 AM BST	{ }	{ok}	65.60
24-May-18 11:45:00 AM BST	{ }	{ok}	65.69
24-May-18 12:00:00 PM BST	{ }	{ok}	65.58
24-May-18 12:15:00 PM BST	{ }	{ok}	65.59
24-May-18 12:30:00 PM BST	{ }	{ok}	65.52
24-May-18 12:45:00 PM BST	{ }	{ok}	65.70
24-May-18 1:00:00 PM BST	{ }	{ok}	65.56
24-May-18 1:15:00 PM BST	{ }	{ok}	65.71
24-May-18 1:30:00 PM BST	{ }	{ok}	65.68
24-May-18 1:45:00 PM BST	{ }	{ok}	65.66
24-May-18 2:00:00 PM BST	{ }	{ok}	65.13
24-May-18 2:15:00 PM BST	{ }	{ok}	65.68
24-May-18 2:30:00 PM BST	{ }	{ok}	65.53
24-May-18 2:45:00 PM BST	{ }	{ok}	65.63
24-May-18 3:00:00 PM BST	{ }	{ok}	65.53
24-May-18 3:15:00 PM BST	{ }	{ok}	65.47
24-May-18 3:30:00 PM BST	{ }	{ok}	65.24
24-May-18 3:45:00 PM BST	{ }	{ok}	65.71
24-May-18 4:00:00 PM BST	{ }	{ok}	65.53
24-May-18 4:15:00 PM BST	{ }	{ok}	65.16
24-May-18 4:30:00 PM BST	{ }	{ok}	65.48

Timestamp	Trend Flags	Status	Value
24-May-18 4:45:00 PM BST	{ }	{ok}	65.56
24-May-18 5:00:00 PM BST	{ }	{ok}	65.65
24-May-18 5:15:00 PM BST	{ }	{ok}	65.59
24-May-18 5:30:00 PM BST	{ }	{ok}	65.72
24-May-18 5:45:00 PM BST	{ }	{ok}	65.55
24-May-18 6:00:00 PM BST	{ }	{ok}	65.55
24-May-18 6:15:00 PM BST	{ }	{ok}	65.49
24-May-18 6:30:00 PM BST	{ }	{ok}	65.53
24-May-18 6:45:00 PM BST	{ }	{ok}	65.41
24-May-18 7:00:00 PM BST	{ }	{ok}	65.26
24-May-18 7:15:00 PM BST	{ }	{ok}	65.58
24-May-18 7:30:00 PM BST	{ }	{ok}	65.56
24-May-18 7:45:00 PM BST	{ }	{ok}	65.51
24-May-18 8:00:00 PM BST	{ }	{ok}	65.56
24-May-18 8:15:00 PM BST	{ }	{ok}	65.60
24-May-18 8:30:00 PM BST	{ }	{ok}	65.59
24-May-18 8:45:00 PM BST	{ }	{ok}	65.55
24-May-18 9:00:00 PM BST	{ }	{ok}	65.63
24-May-18 9:15:00 PM BST	{ }	{ok}	65.52
24-May-18 9:30:00 PM BST	{ }	{ok}	65.58
24-May-18 9:45:00 PM BST	{ }	{ok}	65.54
24-May-18 10:00:00 PM BST	{ }	{ok}	65.54
24-May-18 10:15:00 PM BST	{ }	{ok}	65.54
24-May-18 10:30:00 PM BST	{ }	{ok}	65.51
24-May-18 10:45:00 PM BST	{ }	{ok}	65.38
24-May-18 11:00:00 PM BST	{ }	{ok}	65.41
24-May-18 11:15:00 PM BST	{ }	{ok}	65.42
24-May-18 11:30:00 PM BST	{ }	{ok}	65.58
24-May-18 11:45:00 PM BST	{ }	{ok}	65.51
25-May-18 12:00:00 AM BST	{ }	{ok}	65.50
25-May-18 12:15:00 AM BST	{ }	{ok}	65.39
25-May-18 12:30:00 AM BST	{ }	{ok}	65.64
25-May-18 12:45:00 AM BST	{ }	{ok}	65.42
25-May-18 1:00:00 AM BST	{ }	{ok}	65.60
25-May-18 1:15:00 AM BST	{ }	{ok}	65.34
25-May-18 1:30:00 AM BST	{ }	{ok}	65.42
25-May-18 1:45:00 AM BST	{ }	{ok}	65.67
25-May-18 2:00:00 AM BST	{ }	{ok}	65.69
25-May-18 2:15:00 AM BST	{ }	{ok}	65.60
25-May-18 2:30:00 AM BST	{ }	{ok}	65.51
25-May-18 2:45:00 AM BST	{ }	{ok}	65.51
25-May-18 3:00:00 AM BST	{ }	{ok}	65.51
25-May-18 3:15:00 AM BST	{ }	{ok}	65.44

Timestamp	Trend Flags	Status	Value
25-May-18 3:30:00 AM BST	{ }	{ok}	65.41
25-May-18 3:45:00 AM BST	{ }	{ok}	65.64
25-May-18 4:00:00 AM BST	{ }	{ok}	65.46
25-May-18 4:15:00 AM BST	{ }	{ok}	65.41
25-May-18 4:30:00 AM BST	{ }	{ok}	65.63
25-May-18 4:45:00 AM BST	{ }	{ok}	65.52
25-May-18 5:00:00 AM BST	{ }	{ok}	65.47
25-May-18 5:15:00 AM BST	{ }	{ok}	65.44
25-May-18 5:30:00 AM BST	{ }	{ok}	65.62
25-May-18 5:45:00 AM BST	{ }	{ok}	65.50
25-May-18 6:00:00 AM BST	{ }	{ok}	65.43
25-May-18 6:15:00 AM BST	{ }	{ok}	65.43
25-May-18 6:30:00 AM BST	{ }	{ok}	65.32
25-May-18 6:45:00 AM BST	{ }	{ok}	65.66
25-May-18 7:00:00 AM BST	{ }	{ok}	65.44
25-May-18 7:15:00 AM BST	{ }	{ok}	65.53
25-May-18 7:30:00 AM BST	{ }	{ok}	65.44
25-May-18 7:45:00 AM BST	{ }	{ok}	65.40
25-May-18 8:00:00 AM BST	{ }	{ok}	65.51
25-May-18 8:15:00 AM BST	{ }	{ok}	65.46
25-May-18 8:30:00 AM BST	{ }	{ok}	65.56
25-May-18 8:45:00 AM BST	{ }	{ok}	65.58
25-May-18 9:00:00 AM BST	{ }	{ok}	65.49
25-May-18 9:15:00 AM BST	{ }	{ok}	65.20
25-May-18 9:30:00 AM BST	{ }	{ok}	65.60
25-May-18 9:45:00 AM BST	{ }	{ok}	65.62
25-May-18 10:00:00 AM BST	{ }	{ok}	65.66
25-May-18 10:15:00 AM BST	{ }	{ok}	65.57
25-May-18 10:30:00 AM BST	{ }	{ok}	65.53
25-May-18 10:45:00 AM BST	{ }	{ok}	65.51
25-May-18 11:00:00 AM BST	{ }	{ok}	65.56
25-May-18 11:15:00 AM BST	{ }	{ok}	65.49
25-May-18 11:30:00 AM BST	{ }	{ok}	65.70
25-May-18 11:45:00 AM BST	{ }	{ok}	65.61
25-May-18 12:00:00 PM BST	{ }	{ok}	65.48
25-May-18 12:15:00 PM BST	{ }	{ok}	65.67
25-May-18 12:30:00 PM BST	{ }	{ok}	65.59
25-May-18 12:45:00 PM BST	{ }	{ok}	65.58
25-May-18 1:00:00 PM BST	{ }	{ok}	65.53
25-May-18 1:15:00 PM BST	{ }	{ok}	65.64
25-May-18 1:30:00 PM BST	{ }	{ok}	65.63
25-May-18 1:45:00 PM BST	{ }	{ok}	65.63
25-May-18 2:00:00 PM BST	{ }	{ok}	65.63

Timestamp	Trend Flags	Status	Value
25-May-18 2:15:00 PM BST	{ }	{ok}	65.70
25-May-18 2:30:00 PM BST	{ }	{ok}	65.65
25-May-18 2:45:00 PM BST	{ }	{ok}	65.64
25-May-18 3:00:00 PM BST	{ }	{ok}	65.67
25-May-18 3:15:00 PM BST	{ }	{ok}	65.64
25-May-18 3:30:00 PM BST	{ }	{ok}	65.58
25-May-18 3:45:00 PM BST	{ }	{ok}	65.54
25-May-18 4:00:00 PM BST	{ }	{ok}	65.57
25-May-18 4:15:00 PM BST	{ }	{ok}	65.66
25-May-18 4:30:00 PM BST	{ }	{ok}	65.63
25-May-18 4:45:00 PM BST	{ }	{ok}	65.56
25-May-18 5:00:00 PM BST	{ }	{ok}	65.56
25-May-18 5:15:00 PM BST	{ }	{ok}	65.52
25-May-18 5:30:00 PM BST	{ }	{ok}	65.52
25-May-18 5:45:00 PM BST	{ }	{ok}	65.56
25-May-18 6:00:00 PM BST	{ }	{ok}	65.54
25-May-18 6:15:00 PM BST	{ }	{ok}	65.51
25-May-18 6:30:00 PM BST	{ }	{ok}	65.54
25-May-18 6:45:00 PM BST	{ }	{ok}	65.56
25-May-18 7:00:00 PM BST	{ }	{ok}	65.50
25-May-18 7:15:00 PM BST	{ }	{ok}	65.52
25-May-18 7:30:00 PM BST	{ }	{ok}	65.53
25-May-18 7:45:00 PM BST	{ }	{ok}	65.49
25-May-18 8:00:00 PM BST	{ }	{ok}	65.68
25-May-18 8:15:00 PM BST	{ }	{ok}	65.49
25-May-18 8:30:00 PM BST	{ }	{ok}	65.56
25-May-18 8:45:00 PM BST	{ }	{ok}	65.48
25-May-18 9:00:00 PM BST	{ }	{ok}	65.39
25-May-18 9:15:00 PM BST	{ }	{ok}	65.49
25-May-18 9:30:00 PM BST	{ }	{ok}	65.43
25-May-18 9:45:00 PM BST	{ }	{ok}	65.51
25-May-18 10:00:00 PM BST	{ }	{ok}	65.65
25-May-18 10:15:00 PM BST	{ }	{ok}	65.54
25-May-18 10:30:00 PM BST	{ }	{ok}	65.53
25-May-18 10:45:00 PM BST	{ }	{ok}	65.49
25-May-18 11:00:00 PM BST	{ }	{ok}	65.51
25-May-18 11:15:00 PM BST	{ }	{ok}	65.59
25-May-18 11:30:00 PM BST	{ }	{ok}	65.54
25-May-18 11:45:00 PM BST	{ }	{ok}	65.54
26-May-18 12:00:00 AM BST	{ }	{ok}	65.53
26-May-18 12:15:00 AM BST	{ }	{ok}	65.44
26-May-18 12:30:00 AM BST	{ }	{ok}	65.56
26-May-18 12:45:00 AM BST	{ }	{ok}	65.48

Timestamp	Trend Flags	Status	Value
26-May-18 1:00:00 AM BST	{ }	{ok}	65.67
26-May-18 1:15:00 AM BST	{ }	{ok}	65.42
26-May-18 1:30:00 AM BST	{ }	{ok}	65.66
26-May-18 1:45:00 AM BST	{ }	{ok}	65.46
26-May-18 2:00:00 AM BST	{ }	{ok}	65.73
26-May-18 2:15:00 AM BST	{ }	{ok}	65.44
26-May-18 2:30:00 AM BST	{ }	{ok}	65.70
26-May-18 2:45:00 AM BST	{ }	{ok}	65.65
26-May-18 3:00:00 AM BST	{ }	{ok}	65.52
26-May-18 3:15:00 AM BST	{ }	{ok}	65.53
26-May-18 3:30:00 AM BST	{ }	{ok}	65.47
26-May-18 3:45:00 AM BST	{ }	{ok}	65.53
26-May-18 4:00:00 AM BST	{ }	{ok}	65.54
26-May-18 4:15:00 AM BST	{ }	{ok}	65.57
26-May-18 4:30:00 AM BST	{ }	{ok}	65.49
26-May-18 4:45:00 AM BST	{ }	{ok}	65.48
26-May-18 5:00:00 AM BST	{ }	{ok}	65.43
26-May-18 5:15:00 AM BST	{ }	{ok}	65.62
26-May-18 5:30:00 AM BST	{ }	{ok}	65.41
26-May-18 5:45:00 AM BST	{ }	{ok}	65.68
26-May-18 6:00:00 AM BST	{ }	{ok}	65.46
26-May-18 6:15:00 AM BST	{ }	{ok}	65.66
26-May-18 6:30:00 AM BST	{ }	{ok}	65.47
26-May-18 6:45:00 AM BST	{ }	{ok}	65.68
26-May-18 7:00:00 AM BST	{ }	{ok}	65.50
26-May-18 7:15:00 AM BST	{ }	{ok}	65.67
26-May-18 7:30:00 AM BST	{ }	{ok}	65.54
26-May-18 7:45:00 AM BST	{ }	{ok}	65.55
26-May-18 8:00:00 AM BST	{ }	{ok}	65.60
26-May-18 8:15:00 AM BST	{ }	{ok}	65.57
26-May-18 8:30:00 AM BST	{ }	{ok}	65.59
26-May-18 8:45:00 AM BST	{ }	{ok}	65.53
26-May-18 9:00:00 AM BST	{ }	{ok}	65.56
26-May-18 9:15:00 AM BST	{ }	{ok}	65.51
26-May-18 9:30:00 AM BST	{ }	{ok}	65.52
26-May-18 9:45:00 AM BST	{ }	{ok}	65.55
26-May-18 10:00:00 AM BST	{ }	{ok}	65.57
26-May-18 10:15:00 AM BST	{ }	{ok}	65.45
26-May-18 10:30:00 AM BST	{ }	{ok}	65.53
26-May-18 10:45:00 AM BST	{ }	{ok}	65.68
26-May-18 11:00:00 AM BST	{ }	{ok}	65.49
26-May-18 11:15:00 AM BST	{ }	{ok}	65.52
26-May-18 11:30:00 AM BST	{ }	{ok}	65.46

Timestamp	Trend Flags	Status	Value
26-May-18 11:45:00 AM BST	{ }	{ok}	65.51
26-May-18 12:00:00 PM BST	{ }	{ok}	65.62
26-May-18 12:15:00 PM BST	{ }	{ok}	65.71
26-May-18 12:30:00 PM BST	{ }	{ok}	65.49
26-May-18 12:45:00 PM BST	{ }	{ok}	65.46
26-May-18 1:00:00 PM BST	{ }	{ok}	65.71
26-May-18 1:15:00 PM BST	{ }	{ok}	65.57
26-May-18 1:30:00 PM BST	{ }	{ok}	65.66
26-May-18 1:45:00 PM BST	{ }	{ok}	65.63
26-May-18 2:00:00 PM BST	{ }	{ok}	65.67
26-May-18 2:15:00 PM BST	{ }	{ok}	65.60
26-May-18 2:30:00 PM BST	{ }	{ok}	65.73
26-May-18 2:45:00 PM BST	{ }	{ok}	65.72
26-May-18 3:00:00 PM BST	{ }	{ok}	65.73
26-May-18 3:15:00 PM BST	{ }	{ok}	65.60
26-May-18 3:30:00 PM BST	{ }	{ok}	65.51
26-May-18 3:45:00 PM BST	{ }	{ok}	65.59
26-May-18 4:00:00 PM BST	{ }	{ok}	65.66
26-May-18 4:15:00 PM BST	{ }	{ok}	65.66
26-May-18 4:30:00 PM BST	{ }	{ok}	65.51
26-May-18 4:45:00 PM BST	{ }	{ok}	65.00
26-May-18 5:00:00 PM BST	{ }	{ok}	65.72
26-May-18 5:15:00 PM BST	{ }	{ok}	65.51
26-May-18 5:30:00 PM BST	{ }	{ok}	65.55
26-May-18 5:45:00 PM BST	{ }	{ok}	65.56
26-May-18 6:00:00 PM BST	{ }	{ok}	65.57
26-May-18 6:15:00 PM BST	{ }	{ok}	65.59
26-May-18 6:30:00 PM BST	{ }	{ok}	65.71
26-May-18 6:45:00 PM BST	{ }	{ok}	65.19
26-May-18 7:00:00 PM BST	{ }	{ok}	65.93
26-May-18 7:15:00 PM BST	{ }	{ok}	65.93
26-May-18 7:30:00 PM BST	{ }	{ok}	65.72
26-May-18 7:45:00 PM BST	{ }	{ok}	65.59
26-May-18 8:00:00 PM BST	{ }	{ok}	65.66
26-May-18 8:15:00 PM BST	{ }	{ok}	65.58
26-May-18 8:30:00 PM BST	{ }	{ok}	65.60
26-May-18 8:45:00 PM BST	{ }	{ok}	65.57
26-May-18 9:00:00 PM BST	{ }	{ok}	66.09
26-May-18 9:15:00 PM BST	{ }	{ok}	65.58
26-May-18 9:30:00 PM BST	{ }	{ok}	65.70
26-May-18 9:45:00 PM BST	{ }	{ok}	64.25
26-May-18 10:00:00 PM BST	{ }	{ok}	65.88
26-May-18 10:15:00 PM BST	{ }	{ok}	65.85

Timestamp	Trend Flags	Status	Value
26-May-18 10:30:00 PM BST	{ }	{ok}	65.38
26-May-18 10:45:00 PM BST	{ }	{ok}	65.61
26-May-18 11:00:00 PM BST	{ }	{ok}	65.64
26-May-18 11:15:00 PM BST	{ }	{ok}	65.74
26-May-18 11:30:00 PM BST	{ }	{ok}	65.43
26-May-18 11:45:00 PM BST	{ }	{ok}	65.56
27-May-18 12:00:00 AM BST	{ }	{ok}	65.60
27-May-18 12:15:00 AM BST	{ }	{ok}	65.39
27-May-18 12:30:00 AM BST	{ }	{ok}	65.54
27-May-18 12:45:00 AM BST	{ }	{ok}	65.62
27-May-18 1:00:00 AM BST	{ }	{ok}	65.44
27-May-18 1:15:00 AM BST	{ }	{ok}	65.67
27-May-18 1:30:00 AM BST	{ }	{ok}	65.40
27-May-18 1:45:00 AM BST	{ }	{ok}	65.66
27-May-18 2:00:00 AM BST	{ }	{ok}	65.34
27-May-18 2:15:00 AM BST	{ }	{ok}	65.56
27-May-18 2:30:00 AM BST	{ }	{ok}	65.46
27-May-18 2:45:00 AM BST	{ }	{ok}	65.49
27-May-18 3:00:00 AM BST	{ }	{ok}	65.68
27-May-18 3:15:00 AM BST	{ }	{ok}	65.44
27-May-18 3:30:00 AM BST	{ }	{ok}	65.56
27-May-18 3:45:00 AM BST	{ }	{ok}	65.82
27-May-18 4:00:00 AM BST	{ }	{ok}	65.68
27-May-18 4:15:00 AM BST	{ }	{ok}	65.74
27-May-18 4:30:00 AM BST	{ }	{ok}	65.49
27-May-18 4:45:00 AM BST	{ }	{ok}	65.53
27-May-18 5:00:00 AM BST	{ }	{ok}	65.65
27-May-18 5:15:00 AM BST	{ }	{ok}	65.43
27-May-18 5:30:00 AM BST	{ }	{ok}	65.64
27-May-18 5:45:00 AM BST	{ }	{ok}	65.43
27-May-18 6:00:00 AM BST	{ }	{ok}	65.57
27-May-18 6:15:00 AM BST	{ }	{ok}	65.52
27-May-18 6:30:00 AM BST	{ }	{ok}	65.46
27-May-18 6:45:00 AM BST	{ }	{ok}	65.68
27-May-18 7:00:00 AM BST	{ }	{ok}	65.35
27-May-18 7:15:00 AM BST	{ }	{ok}	65.57
27-May-18 7:30:00 AM BST	{ }	{ok}	65.63
27-May-18 7:45:00 AM BST	{ }	{ok}	65.42
27-May-18 8:00:00 AM BST	{ }	{ok}	65.62
27-May-18 8:15:00 AM BST	{ }	{ok}	65.71
27-May-18 8:30:00 AM BST	{ }	{ok}	65.47
27-May-18 8:45:00 AM BST	{ }	{ok}	65.54
27-May-18 9:00:00 AM BST	{ }	{ok}	65.60



Timestamp	Trend Flags	Status	Value
27-May-18 9:15:00 AM BST	{ }	{ok}	65.43
27-May-18 9:30:00 AM BST	{ }	{ok}	65.52
27-May-18 9:45:00 AM BST	{ }	{ok}	65.65
27-May-18 10:00:00 AM BST	{ }	{ok}	65.53
27-May-18 10:15:00 AM BST	{ }	{ok}	65.51
27-May-18 10:30:00 AM BST	{ }	{ok}	65.63
27-May-18 10:45:00 AM BST	{ }	{ok}	65.53
27-May-18 11:00:00 AM BST	{ }	{ok}	65.50
27-May-18 11:15:00 AM BST	{ }	{ok}	65.45
27-May-18 11:30:00 AM BST	{ }	{ok}	65.36
27-May-18 11:45:00 AM BST	{ }	{ok}	65.64
27-May-18 12:00:00 PM BST	{ }	{ok}	65.62
27-May-18 12:15:00 PM BST	{ }	{ok}	65.55
27-May-18 12:30:00 PM BST	{ }	{ok}	65.41
27-May-18 12:45:00 PM BST	{ }	{ok}	65.60
27-May-18 1:00:00 PM BST	{ }	{ok}	65.57
27-May-18 1:15:00 PM BST	{ }	{ok}	65.67
27-May-18 1:30:00 PM BST	{ }	{ok}	65.53
27-May-18 1:45:00 PM BST	{ }	{ok}	65.46
27-May-18 2:00:00 PM BST	{ }	{ok}	65.66
27-May-18 2:15:00 PM BST	{ }	{ok}	65.67
27-May-18 2:30:00 PM BST	{ }	{ok}	65.59
27-May-18 2:45:00 PM BST	{ }	{ok}	65.67
27-May-18 3:00:00 PM BST	{ }	{ok}	65.50
27-May-18 3:15:00 PM BST	{ }	{ok}	65.75
27-May-18 3:30:00 PM BST	{ }	{ok}	65.70
27-May-18 3:45:00 PM BST	{ }	{ok}	65.71
27-May-18 4:00:00 PM BST	{ }	{ok}	65.65
27-May-18 4:15:00 PM BST	{ }	{ok}	65.77
27-May-18 4:30:00 PM BST	{ }	{ok}	65.61
27-May-18 4:45:00 PM BST	{ }	{ok}	65.72
27-May-18 5:00:00 PM BST	{ }	{ok}	65.55
27-May-18 5:15:00 PM BST	{ }	{ok}	65.60
27-May-18 5:30:00 PM BST	{ }	{ok}	65.90
27-May-18 5:45:00 PM BST	{ }	{ok}	65.80
27-May-18 6:00:00 PM BST	{ }	{ok}	65.25
27-May-18 6:15:00 PM BST	{ }	{ok}	65.47
27-May-18 6:30:00 PM BST	{ }	{ok}	65.86
27-May-18 6:45:00 PM BST	{ }	{ok}	65.83
27-May-18 7:00:00 PM BST	{ }	{ok}	65.88
27-May-18 7:15:00 PM BST	{ }	{ok}	65.19
27-May-18 7:30:00 PM BST	{ }	{ok}	65.15
27-May-18 7:45:00 PM BST	{ }	{ok}	64.81

Timestamp	Trend Flags	Status	Value
27-May-18 8:00:00 PM BST	{ }	{ok}	66.46
27-May-18 8:15:00 PM BST	{ }	{ok}	65.28
27-May-18 8:30:00 PM BST	{ }	{ok}	66.03
27-May-18 8:45:00 PM BST	{ }	{ok}	65.63
27-May-18 9:00:00 PM BST	{ }	{ok}	65.27
27-May-18 9:15:00 PM BST	{ }	{ok}	65.99
27-May-18 9:30:00 PM BST	{ }	{ok}	65.51
27-May-18 9:45:00 PM BST	{ }	{ok}	65.46
27-May-18 10:00:00 PM BST	{ }	{ok}	65.48
27-May-18 10:15:00 PM BST	{ }	{ok}	65.59
27-May-18 10:30:00 PM BST	{ }	{ok}	65.66
27-May-18 10:45:00 PM BST	{ }	{ok}	65.63
27-May-18 11:00:00 PM BST	{ }	{ok}	65.65
27-May-18 11:15:00 PM BST	{ }	{ok}	65.45
27-May-18 11:30:00 PM BST	{ }	{ok}	65.41
27-May-18 11:45:00 PM BST	{ }	{ok}	65.38
28-May-18 12:00:00 AM BST	{ }	{ok}	65.38
28-May-18 12:15:00 AM BST	{ }	{ok}	65.31
28-May-18 12:30:00 AM BST	{ }	{ok}	65.35
28-May-18 12:45:00 AM BST	{ }	{ok}	65.48
28-May-18 1:00:00 AM BST	{ }	{ok}	65.45
28-May-18 1:15:00 AM BST	{ }	{ok}	65.49
28-May-18 1:30:00 AM BST	{ }	{ok}	65.68

28-May-18 8:15 AM BST